



# ELECTRICAL DESIGN GROUP

ELECTRICAL BUILDING SERVICES CONSULTANTS

P.O. Box 15, SHERWOOD Q. 4075

Phone: (07) 3278 4375

Website: [www.edg.net.au](http://www.edg.net.au) Email: [brisbane@edg.net.au](mailto:brisbane@edg.net.au)


C3475a - KINGS CHRISTIAN COLLEGE - PIMPAMA, SENIOR SCHOOL ADMINISTRATION PIM21 C3475a-0002(B).xls

## ELECTRICAL EQUIPMENT SCHEDULE

REVISION B - 23 MARCH 2026

THE EQUIPMENT SUPPLIER CONTACT DETAILS MAY BE AVAILABLE ON THE EDG WEBSITE VIA THE FOLLOWING LINK  
[www.edg.net.au/links.html](http://www.edg.net.au/links.html)

TYPE	LAMPS	DESCRIPTION	COLOUR / ACCESSORY	CATALOGUE No	REV
L1	4000K LED 17.2W/M IP20 24V DC LED STRIP	ROD SUSPENDED 2400 LONG EXTRUSION LEVEL WITH THE UNDERSIDE OF THE SUSPENDED ACOUSTIC PANELS. PROVIDE THE EXTRUSION WITH AN OPAL DIFFUSER AND ALL NECESSARY ACCESSORIES. PROVIDE A DRIVER IN A REMOTE CONCEALED POSITION NOTED ON THE AS CONSTRUCTED DRAWINGS.	BLACK EXTRUSION AND SUSPENSION	M-ELEC ML-ALUSUS-K-V3 + ML-VL-17.2-.NW	A
L2	10W/M 4000K LED	FLEXIBLE LED ROPE FLEX SCREW FIXED ABOVE THE CEILING PELMET AS PER THE ARCHITECTURAL DETAIL. PROVIDE THE STRIP WITH REMOTE POWER SUPPLIES AS REQUIRED LOCATE THE POWER SUPPLIES IN A CONCEALED ACCESSIBLE POSITION NOTED ON THE AS CONSTRUCTED DOCUMENTS. CONFIRM THE BEND PLANE (TOP OR SIDE) ON SITE WITH THE ARCHITECT.	WHITE	RAPID LED R2321 OR R2322 - 4000K + POWER SUPPLY	A
L3	CURVE 1377Lm/Mtr 4000K NATURAL WHITE LED	CUSTOM ROD SUSPENDED 20 X 75 EXTRUSION C/W OPAL DIFFUSER AND REMOTE DRIVER. FITTING MADE UP OF BOTH CURVES AND LINEAR SECTIONS AS PER THE L3 DETAIL.	BLACK	HAWKO H5075C USED FOR BOTH CURVES AND LINEAR SECTIONS	B
L4	13W 4000K LED	SURFACE MOUNTED CAN 55 DEG BEAM DOWNLIGHT C/W REMOTE DRIVER	BLACK	GAMMA ILLUMINATION CORBEL 1440SM-VWFL-4K-13W	A
L5	24W 4000K LED	SURFACE MOUNTED BUNKER C/W INTEGRAL DRIVER	BLACK TRIM	WE EF DLO239 LED	A
L6	13W 4000K LED	RECESSED 40 DEG BEAM DOWNLIGHT C/W REMOTE DRIVER	WHITE TRIM	GAMMA ILLUMINATION CORBEL 1410-4K-13W	A
L7	24W 4000K LED	SURFACE MOUNTED BUNKER C/W INTEGRAL DRIVER	BLACK TRIM	WE EF DLO239 LED	A
L8	28W 4000K LED	600 X 600 LAY IN FLAT PLATE LED FITTING C/W REMOTE DRIVER MOUNTED IN A SURFACE MOUNTING KIT	WHITE TRIM	GAMMA ILLUMINATION PHANTOM 600X600 88 SERIES 28W C/W SCREW FREE SURFACE KIT	A
L9	13W 4000K LED	RECESSED 40 DEG BEAM DOWNLIGHT C/W REMOTE DRIVER	WHITE TRIM	GAMMA ILLUMINATION CORBEL 1410-4K-13W	A
L10	13W 4000K LED	RECESSED 52 DEG BEAM DOWNLIGHT C/W REMOTE DRIVER	WHITE TRIM	GAMMA ILLUMINATION COBALT 1402-4K-13W	A



# ELECTRICAL DESIGN GROUP

ELECTRICAL BUILDING SERVICES CONSULTANTS

P.O. Box 15, SHERWOOD Q. 4075

Phone: (07) 3278 4375

Website: [www.edg.net.au](http://www.edg.net.au) Email: [brisbane@edg.net.au](mailto:brisbane@edg.net.au)


C3475a - KINGS CHRISTIAN COLLEGE - PIMPAMA, SENIOR SCHOOL ADMINISTRATION PIM21 C3475a-0002(B).xls

## ELECTRICAL EQUIPMENT SCHEDULE

REVISION B - 23 MARCH 2026

THE EQUIPMENT SUPPLIER CONTACT DETAILS MAY BE AVAILABLE ON THE EDG WEBSITE VIA THE FOLLOWING LINK  
[www.edg.net.au/links.html](http://www.edg.net.au/links.html)

TYPE	LAMPS	DESCRIPTION	COLOUR / ACCESSORY	CATALOGUE No	REV
L11	28W 4000K LED	600 X 600 LAY IN FLAT PLATE LED FITTING C/W REMOTE DRIVER MOUNTED IN A SURFACE MOUNTING KIT	BLACK	GAMMA ILLUMINATION PHANTOM 600X600 88 SERIES 28W C/W SCREW FREE SURFACE KIT	A
L12	28W 4000K LED	INGROUND UP LIGHT C/W INTEGRAL DRIVER AND CONCRETE SURROUND	STAINLESS STEEL	GAMMA ILLUMINATION AURA 1059-FL-4K-28W	A
L13	22W 4000K LED	RECESSED 47 DEG BEAM DOWNLIGHT C/W REMOTE DRIVER	WHITE	GAMMA ILLUMINATION CORBEL 1440-VWFL-4K-22W	A
L14	8W 4000K LED	RECESSED 47 DEG BEAM DOWNLIGHT C/W REMOTE DRIVER	WHITE TRIM	GAMMA ILLUMINATION MYLO 1004-WFL-4K-8W	A
L15	24W 4000K LED	350MM DIA WALL MOUNTED IP55 BUNKER C/W INTEGRAL DRIVER CONFIRM THE MOUNTING HEIGHT ON SITE WITH THE ARCHITECT	BLACK HOUSING	WE EF DLO239 LED	A
L16	4000K LED 17.2W/M IP20 24V DC LED STRIP	ROD SUSPENDED 3600 LONG EXTRUSION. PROVIDE THE EXTRUSION WITH AN OPAL DIFFUSER AND ALL NECESSARY ACCESSORIES. PROVIDE A DRIVER IN A REMOTE CONCEALED POSITION NOTED ON THE AS CONSTRUCTED DRAWINGS.	BLACK EXTRUSION AND SUSPENSION	M-ELEC ML-ALUSUS-K-V3 + ML-VL-17.2-.NW	A
L17	14.4W/M 3000K LED	LED STRIP WITHIN A SCREW FIXED EXTRUSION C/W DIFFUSER MOUNTED TO THE UNDERSIDE OF THE OVERHEAD CUPBOARD HARD AGAINST THE SPLASHBACK. PROVIDE THE STRIP WITH A REMOTE DRIVER LOCATED IN A CONCEALED ACCESSIBLE POSITION NOTED ON THE AS CONSTRUCTED DOCUMENTS.	NATURAL	RAPID LED R2334 PLUS ALUMINIUM EXTRUSION AND POWER SUPPLY & DALI CONTROLLER	A
E1	LED	EMERGENCY LIGHT: RECESSED NON-MAINTAINED EMERGENCY LIGHT. AS2293 CLASSIFICATION C0-D40 - C90-D40.	WHITE	STANILITE SF1LEDP	A
E2	LED	EMERGENCY LIGHT: SURFACE MOUNTED RECESSED NON-MAINTAINED EMERGENCY LIGHT. AS2293 CLASSIFICATION C0-D40 - C90-D40.	WHITE	STANILITE ECOSPITFIREBOX	A
E3	LED	EMERGENCY LIGHT: SURFACE MOUNTED BLACK CAN C/W RECESSED NON-MAINTAINED EMERGENCY LIGHT. AS2293 CLASSIFICATION C0-D40 - C90-D40. ENSURE THE UNDERSIDE OF THE CAN IS LEVEL WITH THE ADJACENT ACOUSTIC FINS.	BLACK CAN AND FITTING	STANILITE SF1LEDP BLK PLUS CUSTOM CAN	A



# ELECTRICAL DESIGN GROUP

ELECTRICAL BUILDING SERVICES CONSULTANTS

P.O. Box 15, SHERWOOD Q. 4075

Phone: (07) 3278 4375

Website: [www.edg.net.au](http://www.edg.net.au) Email: [brisbane@edg.net.au](mailto:brisbane@edg.net.au)


C3475a - KINGS CHRISTIAN COLLEGE - PIMPAMA, SENIOR SCHOOL ADMINISTRATION PIM21 C3475a-0002(B).xls

## ELECTRICAL EQUIPMENT SCHEDULE

REVISION B - 23 MARCH 2026

THE EQUIPMENT SUPPLIER CONTACT DETAILS MAY BE AVAILABLE ON THE EDG WEBSITE VIA THE FOLLOWING LINK  
[www.edg.net.au/links.html](http://www.edg.net.au/links.html)

TYPE	LAMPS	DESCRIPTION	COLOUR / ACCESSORY	CATALOGUE No	REV
E4	LED	EMERGENCY LIGHT: RECESSED NON-MAINTAINED EMERGENCY LIGHT. AS2293 CLASSIFICATION C0-D40 - C90-D40.	BLACK	STANILITE SF1LEDP BLK	A
EX	LED	EXIT LIGHT: MAINTAINED 24M VIEWING DISTANCE EXIT LIGHT C/W DIFFUSERS & DIRECTIONAL ARROWS AS SHOWN. CEILING OR WALL MOUNT BETWEEN 2100mm & 2700mm AFFL IF THERE IS NO VERTICAL SURFACE TO MOUNT THE FITTING ON WITHIN THIS RANGE CONFIRM THE MOUNTING HEIGHT WITH THE ENGINEER. AS2293 CLASSIFICATION C0-D8 - C90-E3.2.	WHITE UNLESS NOTED AS BLACK (BK)	STANILITE PQFLEDP	B
ONE-WAY LIGHT SWITCH		ONE-WAY LIGHT SWITCH C/W CIRCUIT IDENTIFICATION ON THE FACEPLATE BEHIND THE SURROUND MOUNTED AT 1000mm AFFL UNLESS NOTED OTHERWISE.	WHITE	CLIPSAL C2000 SERIES 30USM	A
TWO-WAY LIGHT SWITCH		TWO-WAY LIGHT SWITCH C/W CIRCUIT IDENTIFICATION ON THE FACEPLATE BEHIND THE SURROUND MOUNTED AT 1000mm AFFL UNLESS NOTED OTHERWISE.	WHITE	CLIPSAL C2000 SERIES 30USM	A
PROXIMITY DETECTOR SWITCH (PD)		ADJUSTABLE FLUSH RECESSED 360 DEGREE PIR PRESENCE DETECTOR TO OPERATE THE ASSOCIATED LIGHTS FOR A PRE-SET AMOUNT OF TIME. ADJUST THE TIME AND SENSITIVITY ON SITE AS DIRECTED BY THE ENGINEER. SUBMIT DETAILS OF THE MOVEMENT DETECTOR SWITCH FOR APPROVAL PRIOR TO ORDERING	WHITE	CLIPSAL	A
SINGLE POWER OUTLET		SINGLE POWER OUTLET C/W CIRCUIT IDENTIFICATION ON THE FACEPLATE BEHIND THE SURROUND. MOUNT AT 300mm AFFL U.N.O. RATING 10A U.N.O.	WHITE UNLESS NOTED AS BLACK (BK)	CLIPSAL C2000 SERIES	A
DOUBLE POWER OUTLET		DOUBLE POWER OUTLET C/W CIRCUIT IDENTIFICATION ON THE FACEPLATE BEHIND THE SURROUND. MOUNT AT 300mm AFFL U.N.O. RATING 10A U.N.O.	WHITE UNLESS NOTED AS BLACK (BK)	CLIPSAL C2000 SERIES	A
DOUBLE POWER OUTLET (USB)		DOUBLE POWER OUTLET C/W TWO USB C CHARGER PORTS, CIRCUIT IDENTIFICATION ON THE FACEPLATE BEHIND THE SURROUND MOUNT AB U.N.O. RATING 10A U.N.O.	WHITE UNLESS NOTED AS BLACK (BK)	CLIPSAL C2000 SERIES FACEPLATE	A
DRINK FOUNTAIN OUTLET (DF)		IP54 WEATHERPROOF SINGLE 10 AMP POWER OUTLET C/W COVER FLAP OVER SOCKET MOUNTED WITHIN THE DRINK FOUNTAIN HOUSING.	-	CLIPSAL WSCF227F	A
WEATHERPROOF POWER OUTLET (WP)		IP54 WEATHERPROOF SINGLE / DOUBLE POWER OUTLET AS NOTED ON DRAWING C/W COVER FLAP OVER SOCKET. MOUNT AT MINIMUM 1100mm AFFL U.N.O. RATING 10A U.N.O.	-	CLIPSAL WSCF227F	A
IP56 WEATHERPROOF POWER OUTLET (WP)		IP56 WEATHERPROOF SINGLE / DOUBLE POWER OUTLET AS NOTED ON DRAWING. MOUNT AT MINIMUM 1100mm AFFL U.N.O. RATING 10A U.N.O.	-	CLIPSAL "56 SERIES"	A



# ELECTRICAL DESIGN GROUP

ELECTRICAL BUILDING SERVICES CONSULTANTS

P.O. Box 15, SHERWOOD Q. 4075

Phone: (07) 3278 4375

Website: [www.edg.net.au](http://www.edg.net.au) Email: [brisbane@edg.net.au](mailto:brisbane@edg.net.au)


C3475a - KINGS CHRISTIAN COLLEGE - PIMPAMA, SENIOR SCHOOL ADMINISTRATION PIM21 C3475a-0002(B).xls

## ELECTRICAL EQUIPMENT SCHEDULE

REVISION B - 23 MARCH 2026

THE EQUIPMENT SUPPLIER CONTACT DETAILS MAY BE AVAILABLE ON THE EDG WEBSITE VIA THE FOLLOWING LINK  
[www.edg.net.au/links.html](http://www.edg.net.au/links.html)

TYPE	LAMPS	DESCRIPTION	COLOUR / ACCESSORY	CATALOGUE No	REV
RECESS KIT (RK)		VERTICALLY ORIENTATED WALL BOX TO ALLOW THE OUTLET TO BE RECESSED WITHIN THE WALL CAVITY	WHITE	REPELEC RECWP1WH	A
SPECIAL PURPOSE POWER OUTLET		SPECIAL PURPOSE POWER OUTLET. MOUNT AT 300mm AFFL U.N.O. RATING 10A U.N.O. SIZE AND TYPE AS NOTED	-	-	A
HAND DRYER CONNECTION (HD)		THE ELECTRICAL SUB CONTRACTOR IS TO TAKE POSSESSION OF THE HAND DRYER AND INSTALL IT WITH 20A ISOLATING SWITCH WALL MOUNTED CONNECTED TO THE HAND DRYER UNIT AS PER DETAIL. PROVIDE CIRCUIT IDENTIFICATION ON THE FACEPLATE BEHIND THE SURROUND	WHITE	CLIPSAL "C2000 SERIES"	A
SINGLE-PHASE ISOLATOR		SINGLE-PHASE WEATHERPROOF ISOLATOR. MOUNT AT 1350mm AFFL U.N.O. RATING 20A U.N.O. CONNECT TO EQUIPMENT VIA FLEXIBLE CONDUIT.	-	CLIPSAL WHT20	A
THREE-PHASE ISOLATOR		THREE-PHASE WEATHERPROOF ISOLATOR. MOUNT AT 1350mm AFFL U.N.O. RATING 20A U.N.O. CONNECT TO EQUIPMENT VIA FLEXIBLE CONDUIT. "RSD" DENOTES ROLLER SHUTTER DOOR SUPPLY - COORDINATE LOCATION ONSITE WITH MOTOR.	-	CLIPSAL WHT35	A
MSB		REPLACE THE EXISTING MAIN SWITCHBOARD AS PER THE POWER SCHEMATIC AND ASSOCIATED NOTES.			A
DB-21		DISTRIBUTION BOARD DB-21. PROVIDE A NEW DISTRIBUTION BOARD DB-21 AS PER THE POWER SCHEMATICS AND NOTES. PROVIDE A SHOP DRAWING THE ESCUTCHEON IS TO BE HINGED AND SECURED VIA 1/4 TURN LATCHES. ENSURE THE ESCUTCHEON CAN BE OPENED WITHOUT ISOLATING THE POWER.			A
DB-21P		PROVIDE A NEW DISTRIBUTION BOARD DB-21P AS PER THE DB-21P SCHEDULE, POWER SCHEMATICS AND NOTES. PROVIDE A SHOP DRAWING THE ESCUTCHEON IS TO BE HINGED AND SECURED VIA 1/4 TURN LATCHES. ENSURE THE ESCUTCHEON CAN BE OPENED WITHOUT ISOLATING THE POWER.			A
DB-21L		PROVIDE A NEW DISTRIBUTION BOARD DB-21L AS PER THE DB-21L SCHEDULE, POWER SCHEMATICS AND NOTES. PROVIDE A SHOP DRAWING THE ESCUTCHEON IS TO BE HINGED AND SECURED VIA 1/4 TURN LATCHES. ENSURE THE ESCUTCHEON CAN BE OPENED WITHOUT ISOLATING THE POWER.			A
MSSB-21		NEW MSSB PROVIDED AS PART OF THE MECHANICAL SERVICES SUB CONTRACT. PROVIDE A MCCB IN THE MSB AND SUBMAIN AS PER THE POWER SCHEMATIC TO SUPPLY THE MSSB-12.			A
ELECTRICAL RISER		PROVIDE THE ELECTRICAL RISER WITH GALVANIZED CABLE LADDERS / TRAYS AS NOTED. TURN THE CONDUITS UP TO THE ASSOCIATED TRAY / LADDER.			A
M1		SUPPLY AUTHORITY CODE COMPLIANT LV MAXIMUM DEMAND TARIFF METER.			A
M2		PRIVATE MULTI FUNCTION LOGGING METER.			A
M3		NCC PART J ENERGY METER.			A



# ELECTRICAL DESIGN GROUP

ELECTRICAL BUILDING SERVICES CONSULTANTS

P.O. Box 15, SHERWOOD Q. 4075

Phone: (07) 3278 4375

Website: [www.edg.net.au](http://www.edg.net.au) Email: [brisbane@edg.net.au](mailto:brisbane@edg.net.au)


C3475a - KINGS CHRISTIAN COLLEGE - PIMPAMA, SENIOR SCHOOL ADMINISTRATION PIM21 C3475a-0002(B).xls

## ELECTRICAL EQUIPMENT SCHEDULE

REVISION B - 23 MARCH 2026

THE EQUIPMENT SUPPLIER CONTACT DETAILS MAY BE AVAILABLE ON THE EDG WEBSITE VIA THE FOLLOWING LINK  
[www.edg.net.au/links.html](http://www.edg.net.au/links.html)

TYPE	LAMPS	DESCRIPTION	COLOUR / ACCESSORY	CATALOGUE No	REV
M4		SMART SOLAR ENERGY METER.			A
MTS		EXISTING MANUAL TRANSFER SWITCH TO BE PROVIDED WITH AN AUXILLARY OUTPUT TO SIGNAL THE SOLAR SYSTEM TO SHUT DOWN WHEN THE SUPPLY IS SWITCHED TO THE GENERATOR.			A
C1		GRID PROTECTION CONTACTOR			A
WPM		WIRELESS PROTECTION RELAY MASTER			A
WPR		WIRELESS CONTROLLED PROTECTION SLAVE			A
MR		GRID PROTECTION MASTER RELAY			A
SR		GRID PROTECTION SLAVE RELAY			A
DL		SOLAR DATA LOGGER			A
GSD		SOLAR GENERATION SIGNALLING DEVICE.			A
SECURITY EQUIPMENT		SECURITY EQUIPMENT TO BE PROVIDED BY THE SECURITY CONTRACTOR. PROVIDE AN INTERFACE TO THE SECURITY SYSTEM SUCH THAT THE INTERNAL LIGHTS ARE CONTROLLED VIA A DRY CONTACT FROM THE SECURITY SYSTEM SO THE INTERNAL LIGHTS ARE AUTOMATICALLY TURNED OFF / DISABLED WHEN THE SECURITY SYSTEM IS ARMED.			A
COMMUNICATIONS RACK CR-H		EXISTING COMMUNICATIONS RACK TO BE PROVIDED WITH A NEW FIBRE CABLE TO CR-21 AS PER T6HE NOTES. UPGRADE THE FOBOT AS REQUIRED.			A
COMMUNICATIONS RACK CR-11		EXISTING COMMUNICATIONS RACK TO BE PROVIDED WITH A NEW FIBRE CABLE TO CR-21 AS PER T6HE NOTES. UPGRADE THE FOBOT AS REQUIRED.			A
COMMUNICATIONS RACK CR-23		EXISTING COMMUNICATIONS RACK TO BE PROVIDED WITH A NEW FIBRE CABLE TO CR-21 AS PER T6HE NOTES. UPGRADE THE FOBOT AS REQUIRED.			A
COMMUNICATIONS RACK CR-A		EXISTING COMMUNICATIONS RACK TO BE PROVIDED WITH A NEW FIBRE CABLE TO CR-21 AS PER T6HE NOTES. UPGRADE THE FOBOT AS REQUIRED.			A
COMMUNICATIONS RACK CR-ELC		EXISTING COMMUNICATIONS RACK TO BE PROVIDED WITH A NEW FIBRE CABLE TO CR-21 AS PER T6HE NOTES. UPGRADE THE FOBOT AS REQUIRED.			A
COMMUNICATIONS RACK CR-21		PROVIDE CR-21 AS A FREE STANDING 41 RU MINIMUM 800 DEEP COMMUNICATIONS RACK A FOBOT AND ALL NECESSARY PATCH PANELS TO ACCOMMODATED THE COMMUNICATIONS OUTLETS, CCTV POINTS AND VAPE POINTS. PROVIDE CR-21 WITH, CASTERS, TWO RACK MOUNTED SHELVES, CABLE MANAGEMENT AND TWO 10 PORT POWER RAILS. PROVIDE THE RACK WITH TWO AUSTRALIAN MONITOR HS2250P 2 X 250W AMPLIFIERS MOUNTED AT THE TOP OF THE RACK. CONNECT ONE OF THE AMPLIFIER CHANNELS TO THE INTERNAL PUBLIC ADDRESS SPEAKERS ON EACH LEVEL WITH THE FORTH CHANNEL CONNETED TO THE EXTERNAL PUBLIC ADDRESS SPEAKERS. PROVIDE THE TOP OF THE RACK WITH FOUR TEMPERATURE CONTROLLED FANS.			A



# ELECTRICAL DESIGN GROUP

ELECTRICAL BUILDING SERVICES CONSULTANTS

P.O. Box 15, SHERWOOD Q. 4075

Phone: (07) 3278 4375

Website: [www.edg.net.au](http://www.edg.net.au) Email: [brisbane@edg.net.au](mailto:brisbane@edg.net.au)


C3475a - KINGS CHRISTIAN COLLEGE - PIMPAMA, SENIOR SCHOOL ADMINISTRATION PIM21 C3475a-0002(B).xls

## ELECTRICAL EQUIPMENT SCHEDULE

REVISION B - 23 MARCH 2026

THE EQUIPMENT SUPPLIER CONTACT DETAILS MAY BE AVAILABLE ON THE EDG WEBSITE VIA THE FOLLOWING LINK  
[www.edg.net.au/links.html](http://www.edg.net.au/links.html)

TYPE	LAMPS	DESCRIPTION	COLOUR / ACCESSORY	CATALOGUE No	REV
COMMUNICATIONS OUTLET		RJ45 CAT-6 COMMUNICATIONS OUTLET, CABLED BACK TO A CAT 6 PATCH PANEL IN COMMUNICATIONS RACK CR-12 VIA BLUE 4-PAIR CAT-6 UTP CABLE. MOUNT UP TO 3 RJ45 OUTLETS PER MULTI-GANG FACEPLATE WITH SEPARATE PERMANENT LABELLING FOR EACH OUTLET. MOUNT AT 300 AFFL U.N.O	WHITE UNLESS NOTED AS BLACK (BK)	CLIPSAL C2000 SERIES	A
CAT 6A STP COMMUNICATIONS OUTLET		RJ45 CAT-6A STP COMMUNICATIONS OUTLET, CABLED BACK TO A CAT 6 PATCH PANEL IN COMMUNICATIONS RACK CR-12 VIA A BLUE 4-PAIR CAT-6A STP CABLE. MOUNT UP TO 3 RJ45 OUTLETS PER MULTI-GANG FACEPLATE WITH SEPARATE PERMANENT LABELLING FOR EACH OUTLET. MOUNT AT 300 AFFL U.N.O	WHITE UNLESS NOTED AS BLACK (BK)	CLIPSAL C2000 SERIES	A
CAT 6A STP COMMUNICATIONS OUTLET (SM) SURFACE MOUNTED		RJ45 CAT-6A STP COMMUNICATIONS OUTLET MOUNTED ON A SURFACE MOUNTED MOUNTING BLOCK, CABLED BACK TO A CAT 6 PATCH PANEL IN COMMUNICATIONS RACK CR-12 VIA A BLUE 4-PAIR CAT-6A STP CABLE. MOUNT UP TO 3 RJ45 OUTLETS PER MULTI-GANG FACEPLATE WITH SEPARATE PERMANENT LABELLING FOR EACH OUTLET.	WHITE UNLESS NOTED AS BLACK (BK)	CLIPSAL C2000 SERIES	A
CCTV POINT (C1)		CEILING MOUNTED RJ45 CAT-6 COMMUNICATIONS PLUG, CABLED BACK TO A DEDICATED CCTV CAT 6 PATCH PANEL IN COMMUNICATIONS RACK CR-21 VIA YELLOW 4-PAIR CAT-6 UTP CABLE. PROVIDE THE PLUG SUCH THAT IT PROTRUDES OUT 150MM FROM A FLUSH CONDUIT TO ALLOW THE CAMERA TO BE INSTALLED OVER THE CONDUIT WITH THE PLUG DIRECTLY CONNECTED INTO THE CONCEALED REAR OF THE CAMERA.			A
CCTV POINT (C2)		WALL MOUNTED RJ45 CAT-6 COMMUNICATIONS PLUG, CABLED BACK TO A DEDICATED CCTV CAT 6 PATCH PANEL IN COMMUNICATIONS RACK CR-21 VIA YELLOW 4-PAIR CAT-6 UTP CABLE. PROVIDE THE PLUG SUCH THAT IT PROTRUDES OUT 150MM FROM A FLUSH CONDUIT TO ALLOW THE CAMERA TO BE INSTALLED OVER THE CONDUIT WITH THE PLUG DIRECTLY CONNECTED INTO THE CONCEALED REAR OF THE CAMERA.			A
VAPE POINT (VP)		RJ45 CAT-6 COMMUNICATIONS PLUG, CABLED BACK TO A DEDICATED CCTV CAT 6 PATCH PANEL IN COMMUNICATIONS RACK CR-21 VIA PURPLE 4-PAIR CAT-6 UTP CABLE. PROVIDE THE PLUG SUCH THAT IT PROTRUDES OUT 150MM FROM A FLUSH CONDUIT TO ALLOW THE VAPE SENSOR TO BE INSTALLED OVER THE CONDUIT WITH THE PLUG DIRECTLY CONNECTED INTO THE CONCEALED REAR OF THE SENSOR.			A
PA SYSTEM RECESSED SPEAKER		15W CEILING RECESSED MULTI TAP 100V 8 OHM PUBLIC ADDRESS DUAL CONE SPEAKER CABLED BACK TO THE ASSOCIATED AMPLIFIER WITHIN THE COMMUNICATIONS RACK VIA 1.5MM MARKED FIG 8 CABLE.	WHITE UNLESS NOTED AS BLACK (BK)	AUSTRALIAN MONITOR QF8CS	A
PA SYSTEM HORN		30W SURFACE MOUNTED ADJUSTABLE IP66 MULTI TAP 100V 8 OHM PUBLIC ADDRESS HORN SPEAKER CABLED BACK TO THE ASSOCIATED AMPLIFIER WITHIN THE COMMUNICATIONS RACK VIA 1.5MM MARKED FIG 8 CABLE.	WHITE	AUSTRALIAN MONITOR SH30	A
PIT A		EXISTING POWER AND COMMUNICATIONS PITS TO REMAIN AS IS AND BE UTILISED AS REQUIRED.			A



C3475a - KINGS CHRISTIAN COLLEGE - PIMPAMA, SENIOR SCHOOL ADMINISTRATION PIM21 C3475a-0002(B).xls

## ELECTRICAL EQUIPMENT SCHEDULE

REVISION B - 23 MARCH 2026

THE EQUIPMENT SUPPLIER CONTACT DETAILS MAY BE AVAILABLE ON THE EDG WEBSITE VIA THE FOLLOWING LINK  
[www.edg.net.au/links.html](http://www.edg.net.au/links.html)

TYPE	LAMPS	DESCRIPTION	COLOUR / ACCESSORY	CATALOGUE No	REV
PIT B		ADJUST THE TOP OF THE EXISTING POWER AND COMMUNICATIONS PITS TO MATCH THE NEW HARDSCAPE LEVELS AND PROVIDE NEW CLASS C INFILL LIDS.			A
PIT C		PROVIDE PIT C AS A 1200 X 1200 X 1000 DEEP MIN POWER PIT WITH A CLASS C INFILL LID C/W PROPRIETARY PRECAST CONCRETE LID SURROUND, PRECAST OR PVC CONCRETE PIT AND RISERS AS REQUIRED. POLLY CRETE / FIBRE PITS ARE NOT ACCEPTABLE. ENSURE THE TOP OF THE PIT IS FLUSH WITH THE FINAL SURROUNDING LEVELS. DRAIN THE PIT TO STORM WATER AND PROVIDE THE PIT WITH A WEEP HOLE IN THE BASE INTO A GRAVEL SOAKAGE PIT. PROVIDE DETAILS OF THE PITS AND LIDS FOR APPROVAL PRIOR TO ORDERING. PROVIDE A 150 WIDE X 150 DEEP MIN SURROUND AROUND THE TOP OF EACH PIT WITH A 10MM FALL AWAY FROM THE PIT LID. PROVIDE PHOTOS OF THE COMPLETED PITS INSTALLATION SHOWING ALL CONDUITS AND CABLING. MARK UP THE PHOTOS WITH THE SIZE AND DESTINATION OF EACH CONDUIT.			A
MSB TRENCH		REPLACE THE THREE EXISTING MSB PITS WITH A SINGLE REINFORCED MASONRY INSITU PIT / TRENCH AS PER THE MSB TRENCH DETAIL. PROVIDE AS PART OF THE ELECTRICAL WORKS THE SWITCHBOARD AND LID SUPPORT SYSTEM AND THE TRENCH LIDS. PROVIDE THE TRENCH LIDS AND STRUCTURAL SUPPORT SYSTEM AS HOT DIPPED GALVANISED STEEL. PROVIDE THE TRENCH LIDS WITH LIFTING HOLES CHECKER PLATE R10 ANTI SLIP PATTERNING WITH EACH PART NO HEAVIER THAN 20 kg. FIX THE LIDS IN PLACE SUCH THAT A TOOL IS REQUIRED TO REMOVE THEM. PROVIDE THE TRENCH WITH AN AUTOMATIC SUMP PUMP TO DRAIN TO THE STORMWATER SYSTEM. PROVIDE CABLE SUPPORTS WITHIN THE TRENCH TO ENSURE THAT THERE ARE NO CABLES WITHIN 50MM OF THE TRENCH FLOOR.			A
FIRE INDICATOR PANEL (FIP)		AS 1670 COMPLAINT FIRE INDICATOR PANEL INCORPORATING THE EWCIE AND FDCIE			A
FIRE ALARM SYSTEM MAGNETIC DOOR HOLDER		FIRE ALARM SYSTEM MAGNETIC DOOR HOLDER CONFIGURED TO RELEASE UPON ALARM, WHEN THE SECURITY SYSTEM IS ARMED AND VIA AN ADJACENT PUSH BUTTON.			A
PUSH BUTTON (PB)		PUSH BUTTON MOUNTED ATT 1,000AFFL CONFIGURED TO RELEASE THE ADJACENT DOOR MAGNETIC HOLDER. ENGRAVE THE PUSH BUTTON WITH BLACK TEXT "DOOR RELEASE". CONFIRM THE LOCATION OF THE PUSH BUTTON ON SITE WITH THE PROJECT MANAGER.	WHITE	CLIPSAL C2000 SERIES	A
FIRE EVACUATION RECESSED SPEAKER		RECESSED 5W TWO-TONE 8-INCH CONE ALERT AND EVACUATION SPEAKER TO AS1670.1 C/W 100V MULTI-TAP TRANSFORMER AND FLUSH GRILLE WHITE UNLESS NOTED AS BK THEN BLACK.			A
SMOKE DETECTOR		SURFACE MOUNTED AS7240.7 POINT SMOKE DETECTORS WITH A PERFORMANCE OF 6 TO 12 % OBS/M SET AT 7.8 %. WHITE UNLESS NOTED AS BK THEN BLACK.			A
ASPERATING SMOKE DETECTOR		LIFT SHAFT ASPERATING ADDRESSABLE SMOKE DETECTOR WITH THE UNIT LOCATED IN A CONCEALED ACCESSIBLE POSITION IN THE CEILING SPACE. PROVIDE THE DETECTOR WITH A WHITE REMOTE INDICATOR AND ACCESS BRACKET AS REQUIRED.			A
CONCEALED SPACE SMOKE DETECTOR		CONCEALED SPACE ADDRESSABLE AS7240.7 POINT SMOKE DETECTORS WITH A PERFORMANCE OF 6 TO 12 % OBS/M SET AT 7.8 %. PROVIDE THE DETECTOR WITH A WHITE REMOTE INDICATOR AND ACCESS BRACKET AS REQUIRED.			A
FIRE ALARM STROBE		WALL MOUNTED FIRE ALARM STROBE LIGHT AS PER AS1670.1			A



# ELECTRICAL DESIGN GROUP

ELECTRICAL BUILDING SERVICES CONSULTANTS

P.O. Box 15, SHERWOOD Q. 4075

Phone: (07) 3278 4375

Website: [www.edg.net.au](http://www.edg.net.au) Email: [brisbane@edg.net.au](mailto:brisbane@edg.net.au)

C3475a - KINGS CHRISTIAN COLLEGE - PIMPAMA, SENIOR SCHOOL ADMINISTRATION PIM21 C3475a-0002(B).xls

## ELECTRICAL EQUIPMENT SCHEDULE

REVISION B - 23 MARCH 2026

THE EQUIPMENT SUPPLIER CONTACT DETAILS MAY BE AVAILABLE ON THE EDG WEBSITE VIA THE FOLLOWING LINK  
[www.edg.net.au/links.html](http://www.edg.net.au/links.html)

TYPE	LAMPS	DESCRIPTION	COLOUR / ACCESSORY	CATALOGUE No	REV
PV SYSTEM INVERTER (INV)		PROVIDE A SUNGROW SG110CX-P2 INVERTER CONTROLLED BY THE SITES EXISTING GRID PROTECTION SYSTEM. PROVIDE THE INVERTER WITH INTERNET ACCESS VIA THE SCHOOLS IT NETWORK.			A
PV SOLAR PANELS		PROVIDE THE PV PANELS AS TRINA TSM-510NE18R.28 9510W) PANELS			A